



District Report Card: 2017


State: Kerala	District: Alappuzha
Class: 8	Subject: Mathematics
Schools: 51	Students: 1342


Participation/Coverage


Students

 GENDER	Boys		Girls	
	Number	%	Number	%
	690	51.42	652	48.58

 AREA	Rural		Urban	
	Number	%	Number	%
	997	74.29	345	25.71

 CATEGORY	SC		ST		OBC		GEN	
	Number	%	Number	%	Number	%	Number	%
	155	11.55	7	0.52	905	67.44	275	20.49

 CWSN	LD	VI	HI	S&LD	ID	Oth
	7	4	3	3	9	3

 Management	Government		Government-aided	
	Number	%	Number	%
	257	19.15	1085	80.85

Average Performance of Students in Mathematics (%)

Overall	Gender		Area		Management		Social Group			
	Male	Female	Rural	Urban	Govt.	Aided	SC	ST	OBC	GEN
53.12	53.86	52.35	52.68	54.40	51.91	53.41	51.40	41.90	53.17	54.23

Performance on Learning Outcomes (LOs)

Learning Outcomes	Description	Average Performance(%)
M601	Solves problems involving large numbers by applying appropriate operations	44.25
M606	Solves problems on daily life situations involving addition and subtraction of fractions / decimals	52.21
M620	Finds out the perimeter and area of rectangular objects in the surroundings like floor of the class room, surfaces of a chalk box etc.	45.05
M621	Arranges given/collected information in the form of table, pictograph and bar graph and interprets them	61.36
M702	Interprets the division and multiplication of fractions	51.71
M705	Solves problems related to daily life situations involving rational numbers	62.44
M706	Uses exponential form of numbers to simplify problems involving multiplication and division of large numbers	53.46
M707	Adds/subtracts algebraic expressions	64.23
M710	Solves problems related to conversion of percentage to fraction and decimal and vice versa	40.36
M717	Finds out approximate area of closed shapes by using unit square grid/graph sheet	38.79
M719	Finds various representative values for simple data from her/his daily life contexts like mean, median and mode	57.03
M721	Interprets data using bar graph	67.17
M801	Generalizes properties of addition, subtraction, multiplication and division of rational numbers through patterns	40.21
M802	Finds rational numbers between two given rational numbers	48.19
M803	Proves divisibility rules of 2, 3, 4, 5, 6, 9 and 11	49.26
M804	Finds squares, cubes, square roots and cube roots of numbers using different methods	58.73
M808	Uses various algebraic identities in solving problems of daily life	40.96
M812	Verifies properties of parallelogram and establishes the relationship between them through reasoning	59.90
M818	Finds surface area and volume of cuboidal and cylindrical object	43.37
M819	Draws and interprets bar charts and pie charts	56.26

Range of Performance of Students who Answered Correctly							
Below 30%		30% - 50%		50% - 75%		Above 75%	
Number	%	Number	%	Number	%	Number	%
265	19.75	382	28.46	364	27.12	331	24.66

Lowest Performing Learning Outcomes (LOs)

- 1 - Finds out approximate area of closed shapes by using unit square grid/graph sheet (38.79)
- 2 - Generalizes properties of addition, subtraction, multiplication and division of rational numbers through patterns (40.21)
- 3 - Solves problems related to conversion of percentage to fraction and decimal and vice versa (40.36)

4 - Uses various algebraic identities in solving problems of daily life (40.96)

5 - Finds surface area and volume of cuboidal and cylindrical object (43.37)